

Horizon 2020

Verso il nuovo quadro europeo di
ricerca e Innovazione

Pisa, 14 novembre 2013

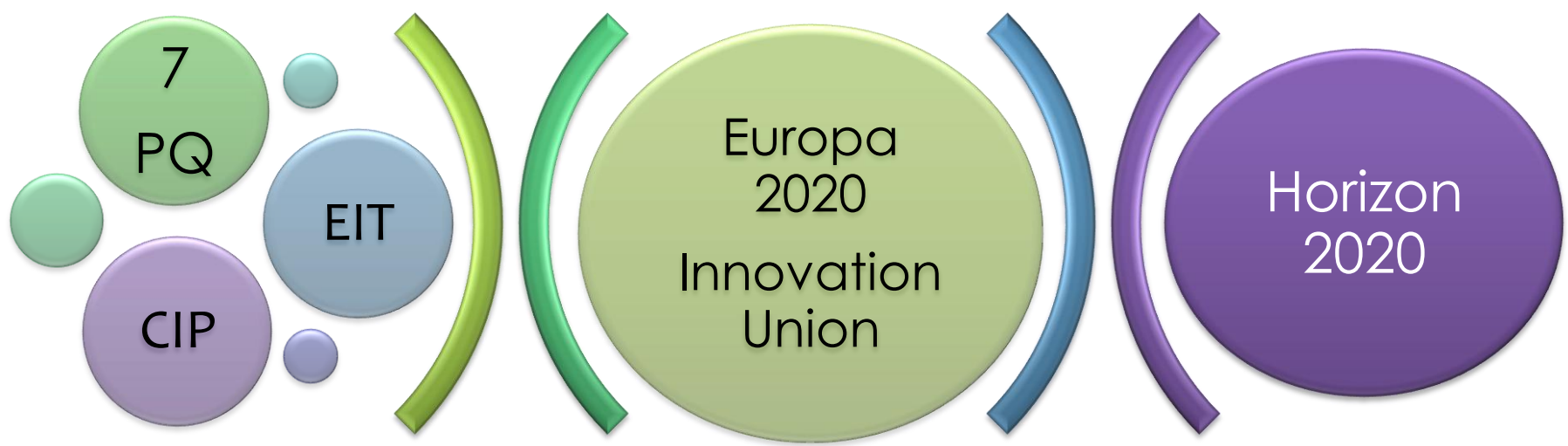


www.apre.it

© APRE 2013



Verso Horizon 2020



2007 - 2013



2014 - 2020





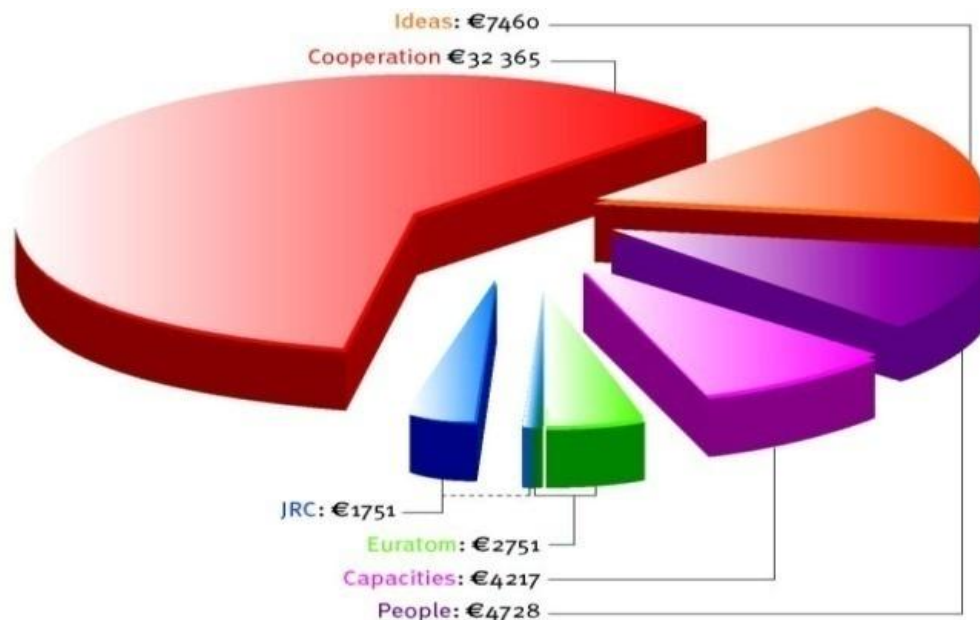
APRE

AGENZIA PER LA PROMOZIONE DELLA RICERCA EUROPEA

Overview della Programmazione europea R&I 2007 - 2013



TOTAL BUDGET 53 € miliardi



Programmi Specifici

- Cooperation
- Capacities
- People
- Ideas

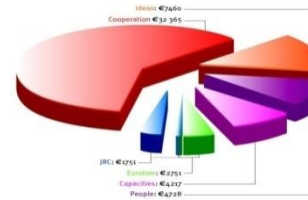


Cooperation

- Approccio top –down
- Ricerca del topic di interesse
- Consorzio transnazionale

Capacities

- Approccio bottom - up
- Proprio tema di ricerca
- Consorzio transnazionale



People

- Approccio bottom – up
- Azioni Marie Curie
- Mobilità dei ricercatori

Ideas

- Approccio bottom - up
- Eccellenza unico criterio
- Ricercatori individuali

STRUTTURA 7PQ - PROGRAMMI SPECIFICI



15% del budget Coop dedicato alle PMI

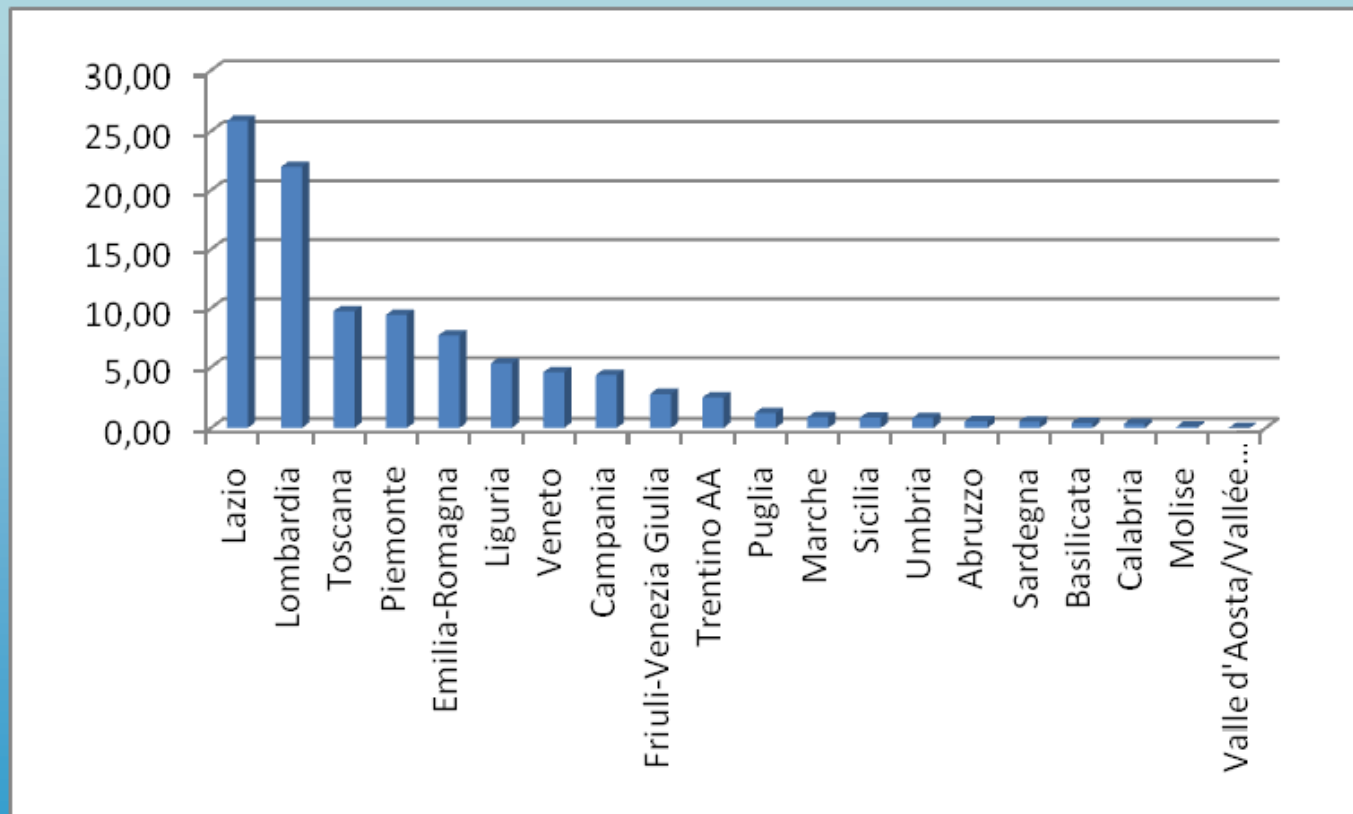


FP7 in Key Figures

- 113.000 Applications (103.000 evaluated proposals)
- 485.000 Participants in evaluated proposals
- 20.000 Proposals retained
- 103.000 Participants in proposals retained
 - 45% Universities*
 - 26% Industry (17% SME)*
 - 25% Research Organisation*
- 32.8 Billions €uro --> EU funding
- 170 Countries participating



7° Programma Quadro Ripartizione % del finanziamento per Regioni



Le attività di alcuni grandi enti di ricerca pubblici sono imputate geograficamente alla sede centrale di Roma



Time to grant FP7

SPECIFIC PROGRAMME	THEMATIC AREA	GRANTS	MINIMUM	MEDIAN	AVERAGE	MAXIMUM
COOPERATION	Health	673	243	385	406	804
	Food, Agriculture and Fisheries, Biotechnology	343	226	427	413	698
	Information and Communication Technologies	1483	141	254	263	629
	Nanosciences, Nanotechnologies, Materials and new Production Technologies	504	156	379	387	755
	Energy	233	142	334	333	642
	Environment (including Climate Change)	342	222	389	425	651
	Transport (including Aeronautics)	431	154	460	448	1115
	Socio-economic Sciences and Humanities	171	223	420	418	748
	Space	144	314	409	424	724
	Security	165	228	484	499	914
	General Activities	19	112	409	352	493
IDEAS	ERC	2.316	79	341	347	673
PEOPLE	Marie-Curie Actions	6.520	15	283	297	671
CAPACITIES	Research Infrastructures	284	222	322	349	641
	Research for the benefit of SMEs	552	202	378	390	809
	Regions of Knowledge	56	229	308	325	589
	Research Potential	144	239	340	337	473
	Science in Society	118	210	382	395	696
	Support for the coherent development of research policies	7	110	333	315	538
	Activities of International Cooperation	114	227	291	314	717
EURATOM	Fusion Energy	3	409	409	414	422
	Nuclear Fission and Radiation Protection	92	167	249	328	638
Total		14.704	79	320	331	1.115





Misure di semplificazione*

- ❑ *Wider acceptance of average personnel costs*
- ❑ *Flat rate for SME owners and natural persons without a salary*
- ❑ *Research Clearing Committee*
- ❑ *Interest on pre-financing*
- ❑ *Research Participant Portal*

* http://ec.europa.eu/research/fp7/pdf/c-2011-174-final_en.pdf#view=fit&pagedmode=none



Il contesto politico verso Horizon 2020

Europa 2020 e Innovation Union





UE nel contesto globale - 2010



29 % GDP



24 % R&D



7 % Population

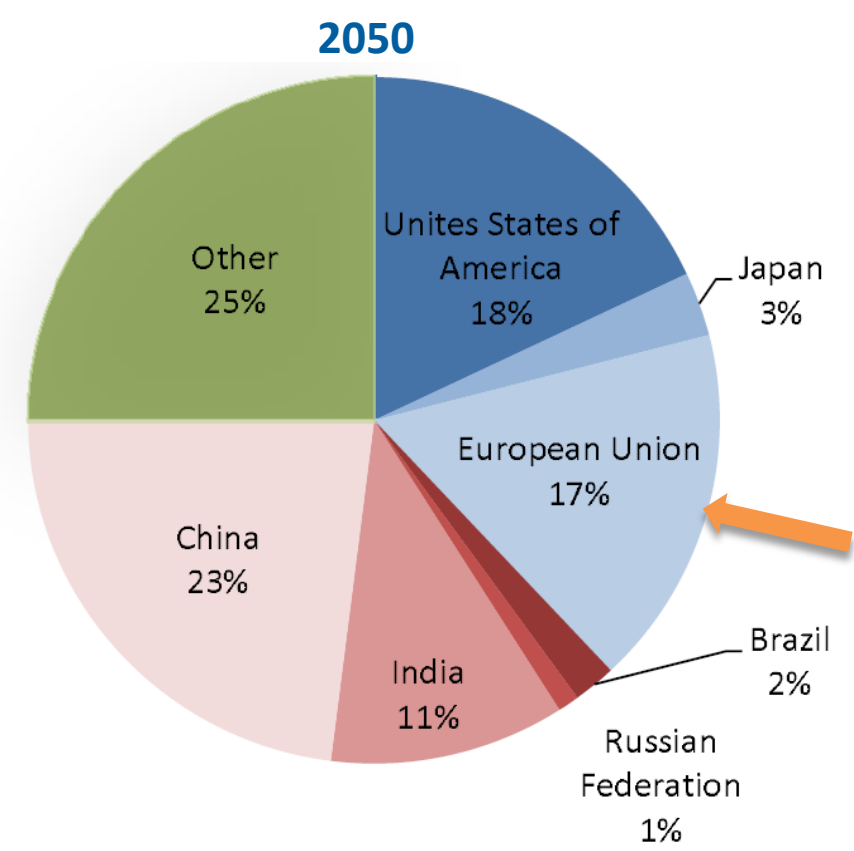
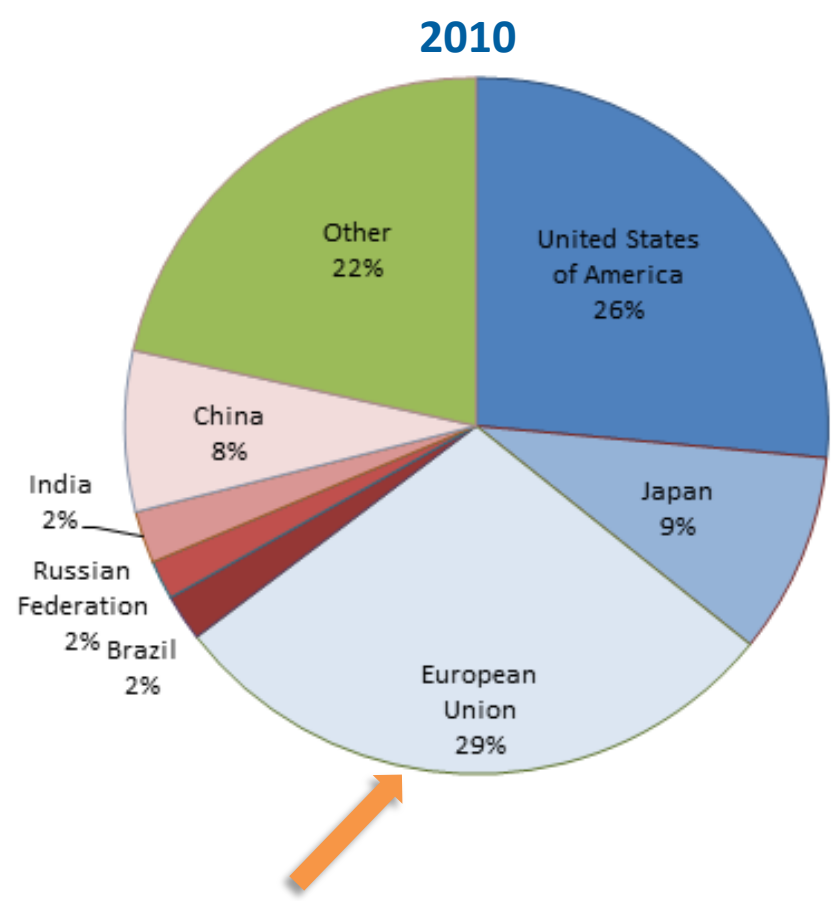


32 % Pub - Pat





Scenari 2010 - 2050

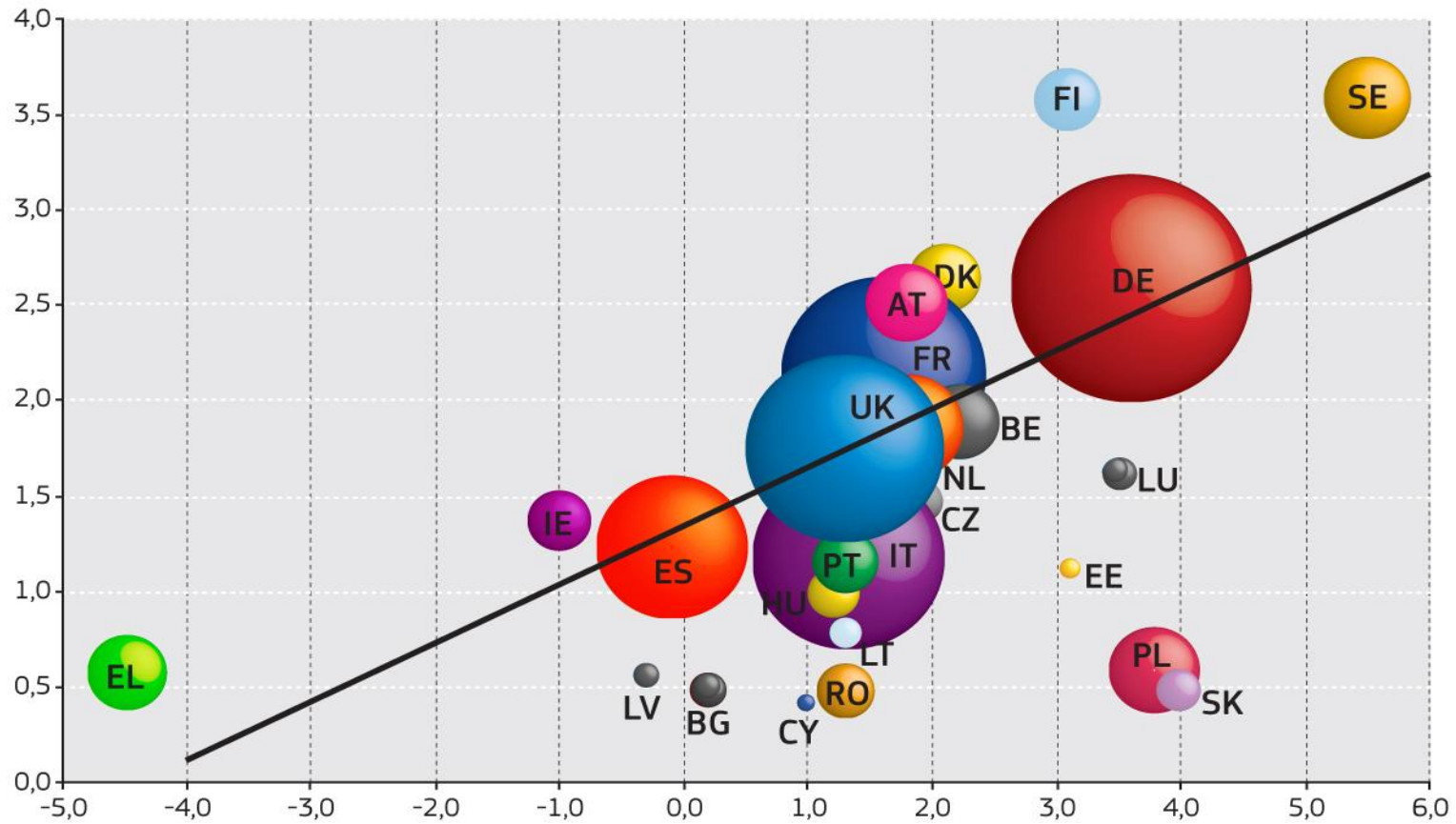


World GDP (constant USD), Source: Global Europe 2050



Che relazione tra R&D e crescita?

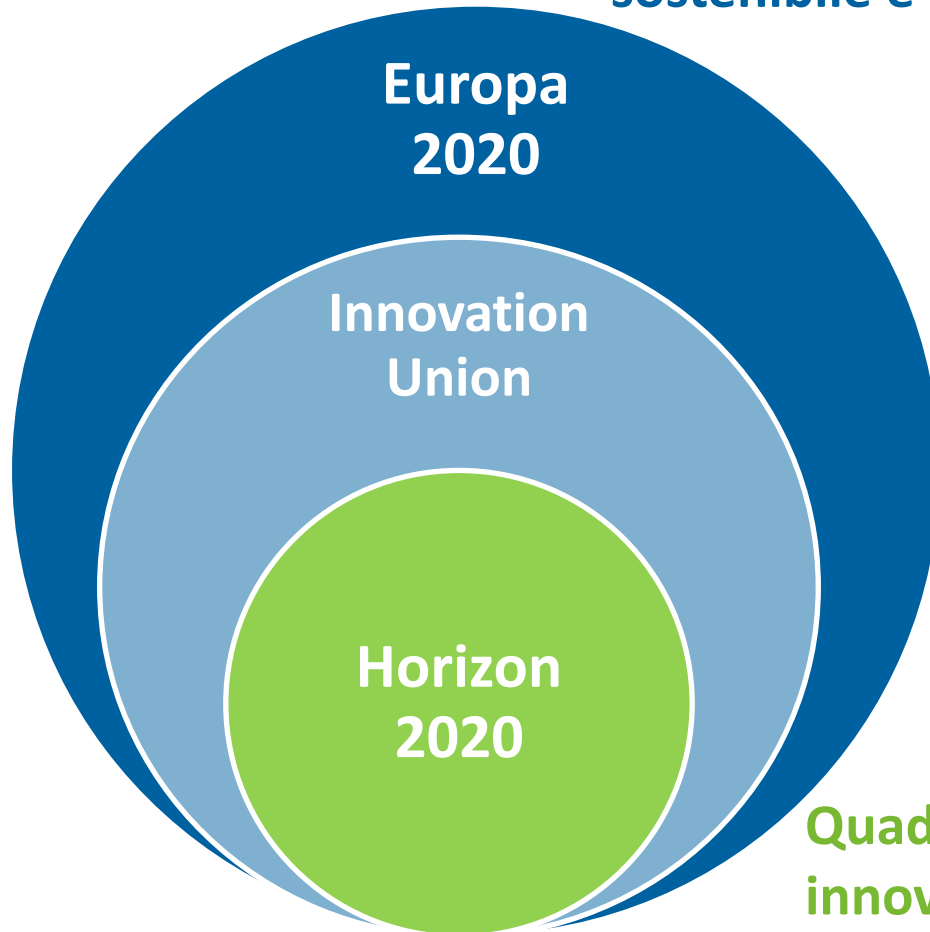
Average R&D Investment, 2004 - 2009



GDP growth, 2010



Strategia per una crescita intelligente, sostenibile e inclusiva



Iniziativa faro di sostegno alla
ricerca e all'innovazione

Quadro strategico comune su ricerca e
innovazione (2014- 2020)



Europa 2020 - 5 obiettivi

OCCUPAZIONE

75% of the population aged 20-64 should be employed

R & INNOVAZIONE

3% del PIL dei Paesi EU investito in R&D

CLIMA / ENERGIA

A reduction of CO2 emissions by 20%

A share of renewable energies up to 20%

An increase in energy efficiency by 20%

FORMAZIONE

The share of early school leavers should be under 10%

At least 40% of the younger generation should have a degree or diploma

POVERTA'

20 million fewer people should be at risk of poverty



Le 7 “Flagship Initiatives”

Smart Growth	Sustainable Growth	Inclusive Growth
<p>Innovation « <u>Innovation Union</u> »</p>	<p>Climate, energy and mobility « Resource efficient Europe »</p>	<p>Employment and skills « An agenda for new skills and jobs »</p>
<p>Education « Youth on the move »</p>	<p>Competitiveness « An industrial policy for the globalisation era »</p>	<p>Fighting poverty « European platform against poverty »</p>
<p>Digital society « A digital agenda for Europe »</p>		



La Innovation Union

- | | | | | | | |
|-----------------------------------------------|--------------------------------------------------|---------------------------------------------------|----------------------------------------------------------|-----------------------------------------------|----------------------------------------------------------------|------------------------------------------------|
| 1. Training researchers | 2. University ranking system | 3. Developing new curricula | 4. ERA Framework | 5. European Research infrastructures | 6. Programmes focusing on EU2020 | 7. Involvement of SMEs in R&I |
| 8. Forum on Forward Looking Activities | 9. EIT to expand its activities | 10. New financial instruments for private finance | 11. Free Venture Capital funds | 12. Cross-border matching of innovative firms | 13. Review of State aid R&D&I | 14. EU Patent |
| 15. Screening of key regulatory frameworks | 16. Modernise standard-setting | 17. Pre-commercial and public procurements | 18. Eco-innovation action plan | 19. European Design Board | 20. Open access | 21. Knowledge transfer |
| 22. European market for patents and licensing | 23. Safeguard of IPRs | 24. Smart Specialisation | 25. Focus on Innovation in the next Structural Funds | 26. European Social innovation pilot | 27. Research programmes on public sector and social innovation | 28. Partners consultation on knowledge economy |
| 29. European Innovation Partnerships | 30. Policies for researchers to reside in Europe | 31. Scientific cooperation with third countries | 32. International agreements on research infrastructures | 33. MS to carry out self assessments | 34. New indicator for fast-growing companies and monitoring | |



INNOVATION UNION

A Europe 2020 Initiative

European Commission > Innovation Union > European Innovation Partnerships

Home

Press Room

Innovation Union

+ Why?

+ Key initiatives

+ What it means to me

Key documents

Innovation made in the EU

EXPERIENCE INNOVATION

Innovation Union Lab

Videos

TALES FROM THE FUTURE

Innovation Union means
More jobs, improved lives, better society

European Innovation Partnerships

European Innovation Partnerships (EIPs) are a new approach to EU research and innovation. EIPs are challenge-driven, focusing on societal benefits and a rapid modernisation of the associated sectors and markets.

EIPs act across the whole research and innovation chain, bringing together all relevant actors at EU, national and regional levels in order to: (i) step up research and development efforts; (ii) coordinate investments in demonstration and pilots; (iii) anticipate and fast-track any necessary regulation and standards; and (iv) mobilise 'demand' in particular through better coordinated public procurement to ensure that any breakthroughs are quickly brought to market. Rather than taking the above steps independently, as is currently the case, the aim of the EIPs is to design and implement them in parallel to cut lead times.

EIPs streamline, simplify and better coordinate existing instruments and initiatives and complement them with new actions where necessary. This should make it easier for partners to co-operate and achieve better and faster results compared to what exists already. Therefore, they build upon relevant existing tools and actions and, where this makes sense, they integrate them into a single coherent policy framework. Flexibility is important; there is not a 'one-size-fits-all' framework.

EIPs are launched only in areas, and consist only of activities, in which government intervention is clearly justified and where combining EU, national and regional efforts in R&D and demand-side measures will achieve the target quicker and more efficiently.

European Innovation Partnership
Active & Healthy Ageing

European Innovation Partnership
on Agricultural Sustainability and Productivity

Proposed European Innovation Partnership
on Smart Cities and Communities

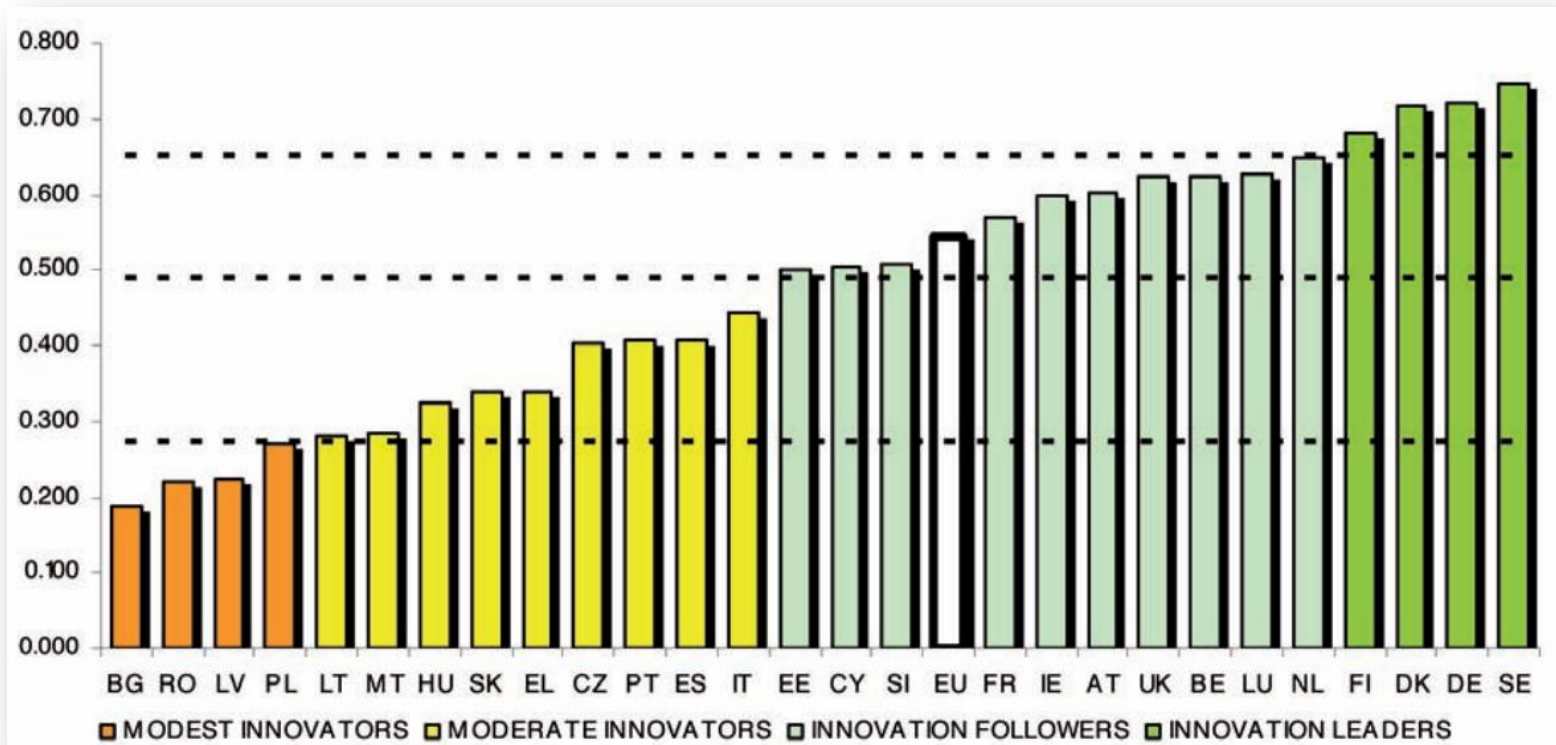
European Innovation Partnership
on **Water**

European Innovation Partnership
on **Raw Materials**

http://ec.europa.eu/research/innovation-union/index_en.cfm?pg=eip



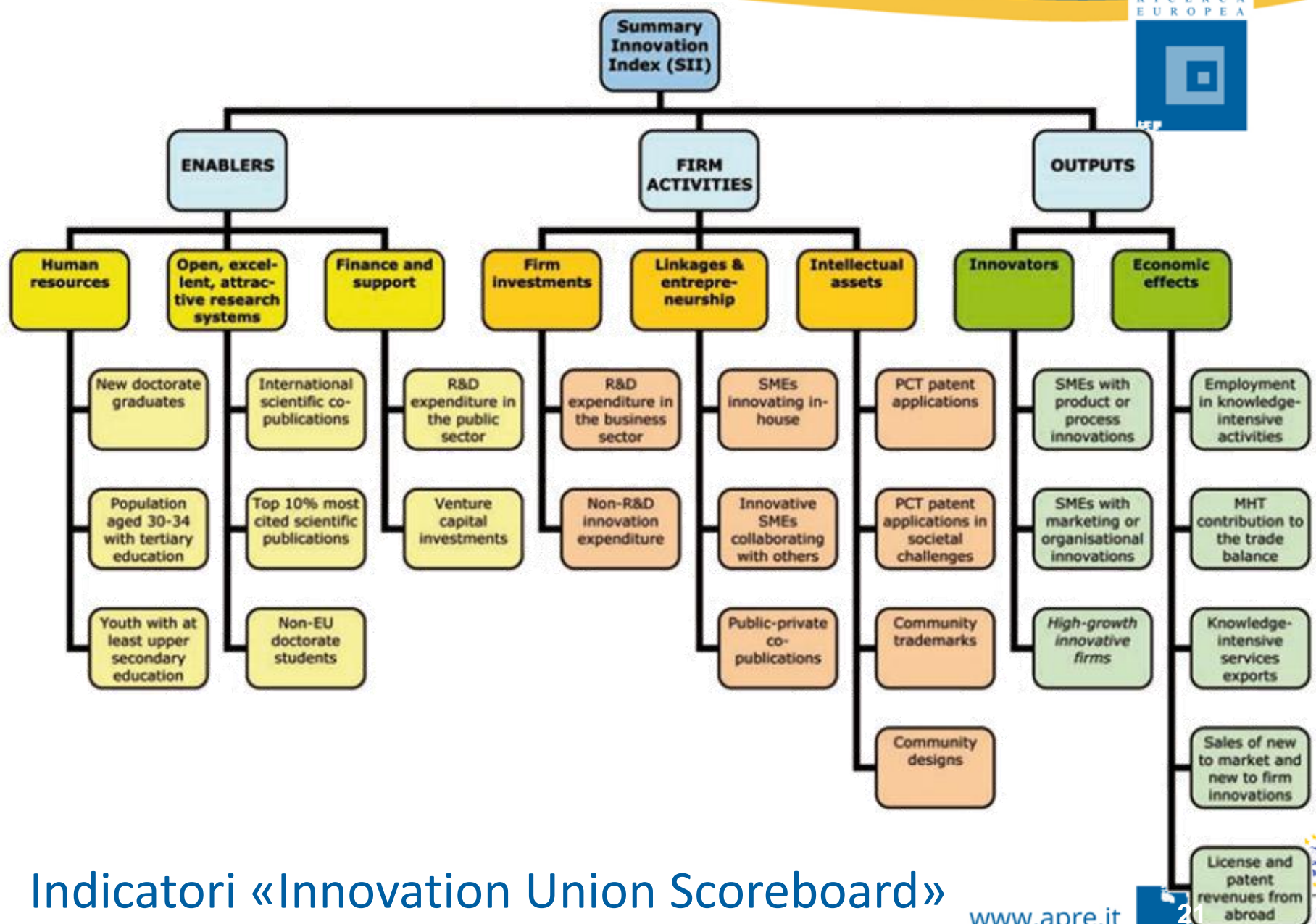
Stati membri UE: innovation performance



Indicatore generale composto da 24 indicatori – valori compresi tra 0 e 1

*Innovation Union Scoreboard 2013

http://ec.europa.eu/enterprise/policies/innovation/facts-figures-analysis/innovation-scoreboard/index_en.htm





Informazione e monitoraggio on-line

The Innovation Union
Information and
Intelligence System



<http://i3s.ec.europa.eu/>